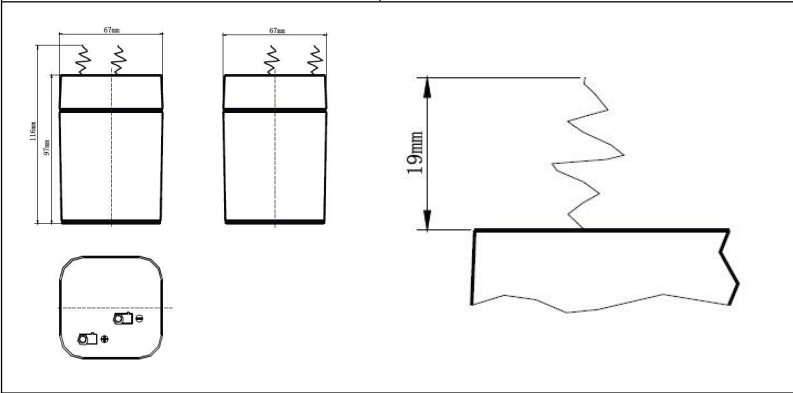


PHYSICAL SPECIFICATION

Nominal Voltage		6V
Nominal Capacity (20HR)		5Ah
Dimension	Length	67±1mm (2.64 inches)
	Width	67±1mm (2.64 inches)
	Container Height	97±1mm (3.82 inches)
	Total Height	116±1mm (4.56 inches)
Weight		Approx. 0.85Kg ±3% (1.87lbs)
Standard Terminal		P05



Shimastu NP series AGM VRLA Batteries have been developed as general purpose batteries, they're valve-regulated lead acid batteries with high quality Absorbed Glass Mat(AGM) separators & high purity raw materials, featured by perfectly good performance and reliable standby service life.

Features:

- 1.Non-spillable
- 2.Sealed and Maintenance-free Operation
- 3.High Quality and High Reliability
- 4.Less gassing,low Self-discharge
- 5.Low internal resistance
- 6.Long design life up to 6 years in float service at 25°C (77 °F)

ELECTRICAL SPECIFICATION

Characteristics		Discharge curves @ 25°C (77 °F)	
Capacity	20 hour rate (0.25A)	5.0Ah	
	10 hour rate (0.47A)	4.7Ah	
	5 hour rate (0.85A)	4.3Ah	
	3 hour rate (1.25A)	3.8Ah	
	1 hour rate (2.75A)	2.8Ah	
Capacity affected by temperature	40°C (104 °F)	102%	
	25°C (77 °F)	100%	
	0°C (32 °F)	85%	
Max Discharge Current	50A(5 Sec)		
Short Circuit Current	250A		
Internal Resistance	Full charged battery (25°C, 77 °F) 68mΩ		
Constant Voltage Charge	Cycle	Initial Charging Current less than 1.5A Voltage 7.20~7.50V at 25°C (77 °F) Temperature Coefficient -15mV/°C	
	Standby	No limit on Initial Charging Current Voltage 6.75~6.90V at 25°C (77 °F) Temperature Coefficient -10mV/°C	

CONSTANT CURRENT DISCHARGE RATING A@25°C

F.V/TIME	5MIN	10MIN	15MIN	30MIN	1HR	3HR	5HR	10HR	20HR
1.60V	19.00	13.44	9.717	5.583	3.075	1.416	0.946	0.494	0.261
1.65V	17.70	12.73	9.294	5.361	2.972	1.375	0.923	0.488	0.257
1.70V	15.98	11.72	8.705	5.216	2.860	1.333	0.898	0.483	0.253
1.75V	14.30	10.68	8.102	4.898	2.750	1.292	0.874	0.475	0.250
1.80V	12.58	9.666	7.484	4.683	2.650	1.250	0.850	0.470	0.247

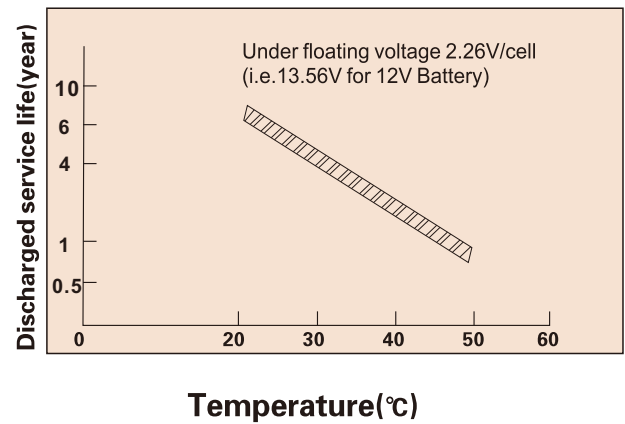
CONSTANT POWER DISCHARGE RATING WATT PER CELL@25°C

F.V/TIME	5MIN	10MIN	15MIN	30MIN	1HR	3HR	5HR	10HR	20HR
1.60V	31.50	22.85	16.99	10.14	5.780	2.706	1.824	0.971	0.514
1.65V	29.67	22.07	16.48	9.839	5.617	2.638	1.786	0.963	0.507
1.70V	27.40	20.68	15.67	9.670	5.438	2.569	1.746	0.952	0.500
1.75V	25.08	19.18	14.80	9.174	5.261	2.500	1.703	0.938	0.494
1.80V	22.52	17.67	13.86	8.859	5.099	2.427	1.661	0.927	0.490

Cycle service life



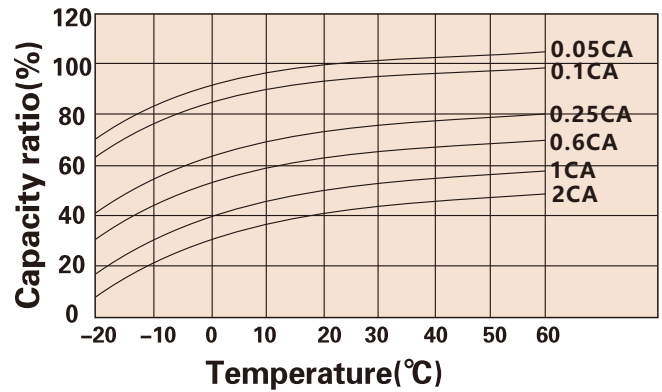
Trickle (or float) service life



Storage time (months)



Temperature and discharge capacity



Charging characteristic



Storage Temperature	Supplementary Charge Interval	Charge Method
≤ 20°C	Every 12 months	Less or 24 hours with a constant voltage of 2.3V/cell
20-30°C	Every 8 months	12-18 hours with a constant voltage of 2.45V/cell
≥ 30°C	Storage to be avoided	8-12 hours with a constant current of 0.05CA

APPLICATIONS

Standby Usage:

- UPS
- Emergency Lights
- Alarm Systems
- Telecommunication Systems

Cyclic Usage:

- Medical Equipments
- Electric Instruments
- Toys
- Camcorder and Solar Systems

Motive Usage:

- Golf Cars
- Wheelchairs
- Lawnmowers
- Motorcycle

(Note) All above information shall be changed without prior notice, Shimastu reserves the right to explain and update the latest information.