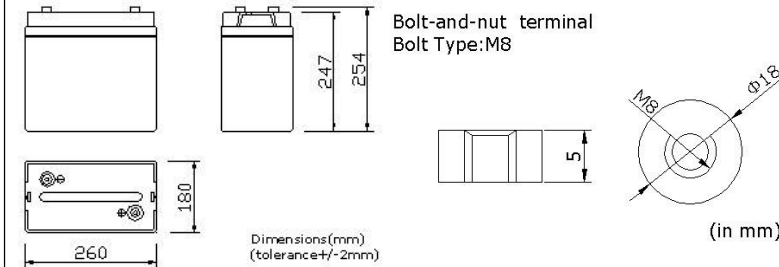


PHYSICAL SPECIFICATION

Nominal Voltage		6V	
Nominal Capacity (10HR)		225Ah	
Dimension	Length	260±2mm	(10.24 inches)
	Width	180±2mm	(7.09 inches)
	Container Height	247±2mm	(9.72 inches)
	Total Height	254±2mm	(9.92 inches)
Weight		Approx. 30.5Kg ±3% (67.24lbs)	
Standard Terminal		Bolt-and-nuts terminal Bolt Type: M8	



Shimastu NP series AGM VRLA Batteries have been developed as general purpose batteries, they're valve-regulated lead acid batteries with high quality Absorbed Glass Mat (AGM) separators & high purity raw materials, featured by perfectly good performance and reliable standby service life.

Features:

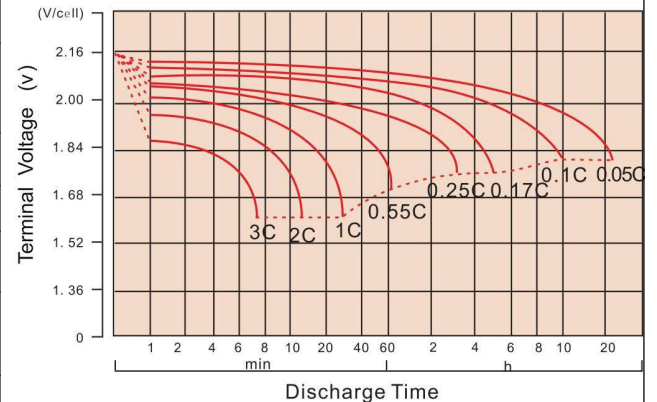
1. Non-spillable
2. Sealed and Maintenance-free Operation
3. High Quality and High Reliability
4. Less gassing, low Self-discharge
5. Low internal resistance
6. Long design life up to 10 years in float service at 25°C (77 °F)

ELECTRICAL SPECIFICATION

Characteristics

Capacity	10 hour rate (22.5A)	225Ah
	5 hour rate (38.3A)	191.5Ah
	3 hour rate (56.3A)	168.9Ah
	1 hour rate (123.8A)	123.8Ah
Capacity affected by temperature	40°C (104 °F)	102%
	25°C (77 °F)	100%
	0°C (32 °F)	85%
Max Discharge Current	2250A (5 Sec)	
Short Circuit Current	4070A	
Internal Resistance	Full charged battery (25°C, 77 °F) 5mΩ	
Constant Voltage Charge	Cycle	Initial Charging Current less than 56.3A Voltage 7.05~7.20V at 25°C (77 °F) Temperature Coefficient -15mV/°C
	Standby	No limit on Initial Charging Current Voltage 6.75~6.90V at 25°C (77 °F) Temperature Coefficient -10mV/°C

Discharge curves @ 25°C (77 °F)



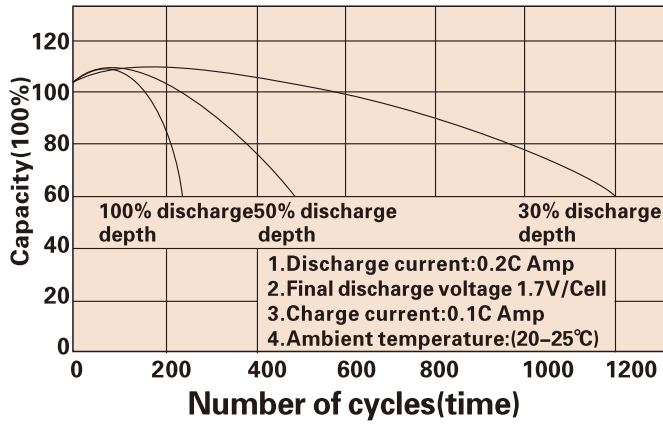
CONSTANT CURRENT DISCHARGE RATING A@25°C

F.V/TIME	15MIN	30MIN	1HR	3HR	4HR	5HR	8HR	10HR	20HR
1.60V	397.1	244.4	139.5	63.7	50.0	42.6	28.6	23.8	12.4
1.65V	379.7	234.7	134.2	61.7	48.7	41.5	28.2	23.5	12.2
1.70V	355.6	224.2	129.1	60.0	47.4	40.4	27.8	23.1	12.1
1.75V	330.9	214.3	123.8	58.2	46.2	39.3	27.4	22.8	11.9
1.80V	305.5	204.9	119.3	56.3	44.8	38.3	27.0	22.5	11.8

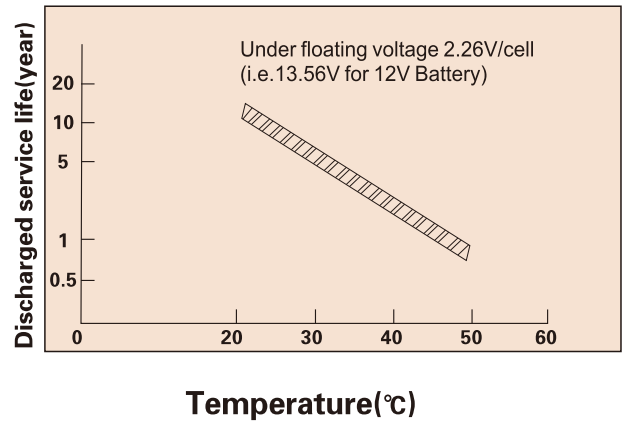
CONSTANT POWER DISCHARGE RATING WATT PER CELL@25°C

F.V/TIME	15MIN	30MIN	1HR	3HR	4HR	5HR	8HR	10HR	20HR
1.60V	694.2	444.0	262.3	121.5	96.1	82.3	56.3	47.0	24.4
1.65V	673.5	430.7	253.8	118.4	93.9	80.1	55.3	46.3	24.1
1.70V	640.3	415.8	245.6	115.5	91.6	78.3	54.5	45.6	23.8
1.75V	604.5	401.5	236.8	112.7	89.6	76.6	53.9	45.0	23.6
1.80V	566.0	387.6	229.4	109.2	87.4	74.8	53.2	44.3	23.4

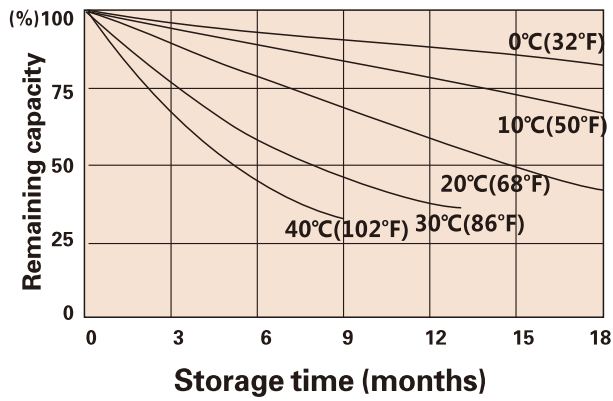
Cycle service life



Trickle(or float) service life



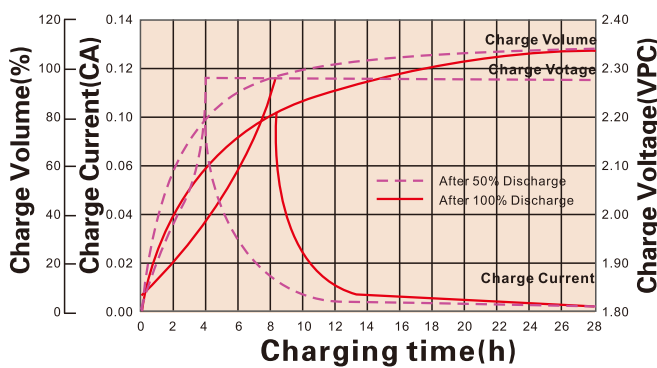
Storage time(months)



Temperature and discharge capacity



Charging characteristic



Storage Temperature	Supplementary Charge Interval	Charge Method
≤20°C	Every 12 months	Less or 24 hours with a constant voltage of 2.3V/cell
20-30°C	Every 8 months	12-18 hours with a constant voltage of 2.45V/cell
≥30°C	Storage to be avoided	8-12 hours with a constant current of 0.05CA

APPLICATIONS

Standby Usage:

- UPS
- Emergency Lights
- Alarm Systems
- Telecommunication Systems

Cyclic Usage:

- Medical Equipments
- Electric Instruments
- Toys
- Camcorder and Solar Systems

Motive Usage:

- Golf Cars
- Wheelchairs
- Lawnmowers
- Motorcycle

(Note) All above information shall be changed without prior notice, Shimastu reserves the right to explain and update the latest information.