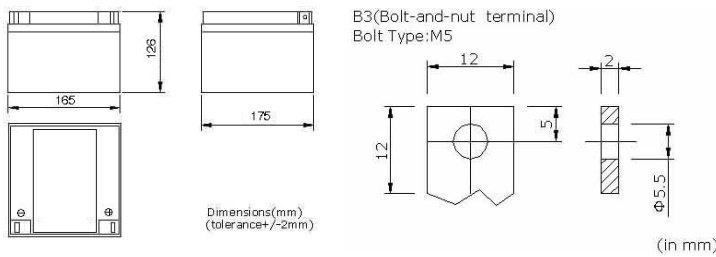


## PHYSICAL SPECIFICATION



Nominal Voltage Nominal Capacity (10HR)		12V 24Ah
Dimension	Length	175±2mm (6.89 inches)
	Width	165±2mm (6.50 inches)
	Container Height	126±2mm (4.96 inches)
	Total Height	126±2mm (4.96 inches)
Weight		Approx. 8 Kg ±3% ( 17.63lbs)
Standard Terminal		Bolt-and-nut terminal Bolt Type: M5



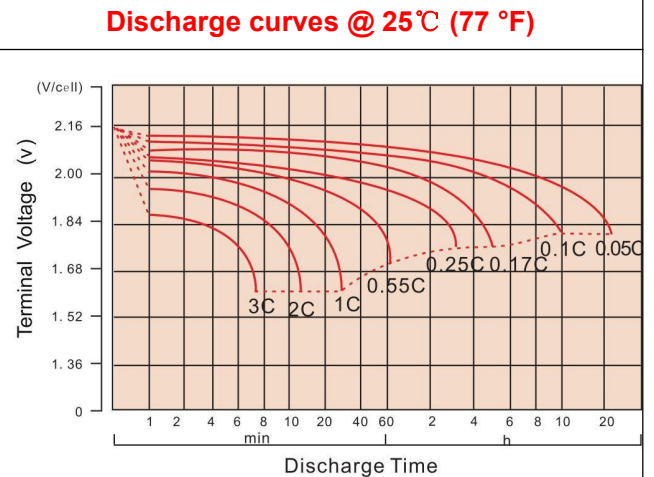
Shimastu NP series AGM VRLA Batteries have been developed as general purpose batteries, they're valve-regulated lead acid batteries with high quality Absorbed Glass Mat(AGM) separators & high purity raw materials, featured by perfectly good performance and reliable standby service life.

Features:

- 1.Non-spillable
- 2.Sealed and Maintenance-free Operation
- 3.High Quality and High Reliability
- 4.Less gassing,low Self-discharge
- 5.Low internal resistance
- 6.Long design life up to 8 years in float service at 25°C (77 °F)

## ELECTRICAL SPECIFICATION

Characteristics			
Capacity	10 hour rate	(2.4A)	24Ah
	5 hour rate	(4.08A)	20.4Ah
	3 hour rate	(6A)	18Ah
	1 hour rate	(13.16A)	13.2Ah
Capacity affected by temperature	40°C (104 °F)		102%
	25°C (77 °F)		100%
	0°C (32 °F)		85%
Max Discharge Current	240A(5 Sec)		
Short Circuit Current	850A		
Internal Resistance	Full charged battery (25°C,77 °F) 10mΩ		
Constant Voltage Charge	Cycle	Initial Charging Current less than 6A Voltage 14.1~14.4V at 25°C (77 °F) Temperature Coefficient -30mV/°C	
	Standby	No limit on Initial Charging Current Voltage 13.5~13.8V at 25°C (77 °F) Temperature Coefficient -20mV/°C	



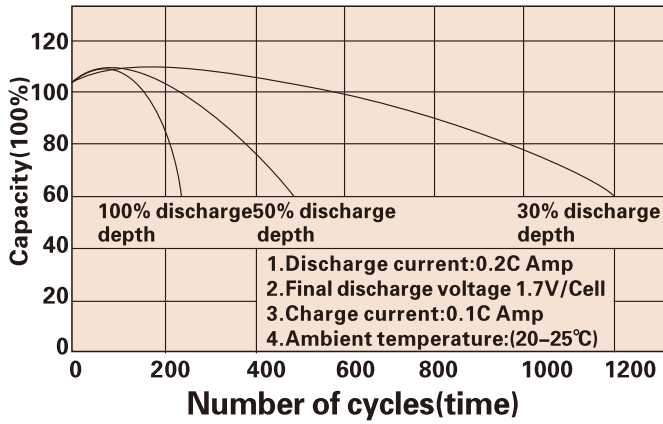
### CONSTANT CURRENT DISCHARGE RATING A@25°C

F.V/TIME	5MIN	10MIN	15MIN	30MIN	1HR	3HR	5HR	10HR	20HR
1.60V	86.77	61.32	44.32	26.25	14.69	6.77	4.53	2.54	1.32
1.65V	80.68	57.94	42.38	25.24	14.18	6.56	4.41	2.50	1.30
1.70V	72.80	53.35	39.69	24.15	13.67	6.39	4.30	2.46	1.28
1.75V	65.23	48.83	36.94	23.05	13.16	6.19	4.19	2.43	1.27
1.80V	57.27	44.20	34.10	22.04	12.73	6.00	4.08	2.40	1.26

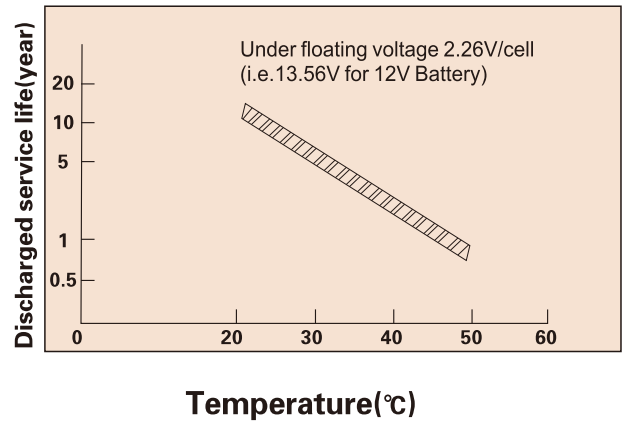
### CONSTANT POWER DISCHARGE RATING WATT PER CELL@25°C

F.V/TIME	5MIN	10MIN	15MIN	30MIN	1HR	3HR	5HR	10HR	20HR
1.60V	143.8	104.2	77.48	47.70	27.62	12.91	8.75	5.00	2.58
1.65V	135.3	100.4	75.18	46.33	26.81	12.58	8.52	4.91	2.55
1.70V	124.9	94.15	71.48	44.76	26.00	12.29	8.34	4.84	2.52
1.75V	114.3	87.70	67.48	43.18	25.19	11.99	8.16	4.80	2.51
1.80V	102.5	80.77	63.17	41.69	24.47	11.65	7.98	4.72	2.50

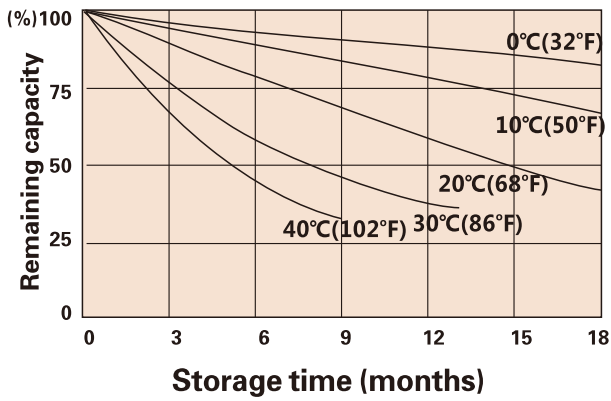
### Cycle service life



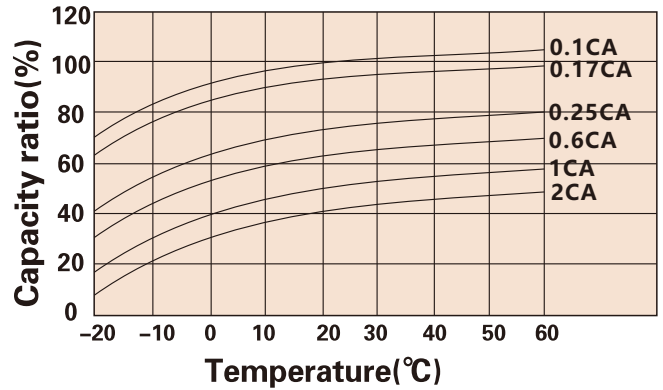
### Trickle(or float) service life



### Storage time(months)



### Temperature and discharge capacity



### Charging characteristic



Storage Temperature	Supplementary Charge Interval	Charge Method
≤20°C	Every 12 months	Less or 24 hours with a constant voltage of 2.3V/cell
20-30°C	Every 8 months	12-18 hours with a constant voltage of 2.45V/cell
≥30°C	Storage to be avoided	8-12 hours with a constant current of 0.05CA

## APPLICATIONS

#### Standby Usage:

- UPS
- Emergency Lights
- Alarm Systems
- Telecommunication Systems

#### Cyclic Usage:

- Medical Equipments
- Electric Instruments
- Toys
- Camcorder and Solar Systems

#### Motive Usage:

- Golf Cars
- Wheelchairs
- Lawnmowers
- Motorcycle

(Note) All above information shall be changed without prior notice, Shimastu reserves the right to explain and update the latest information.