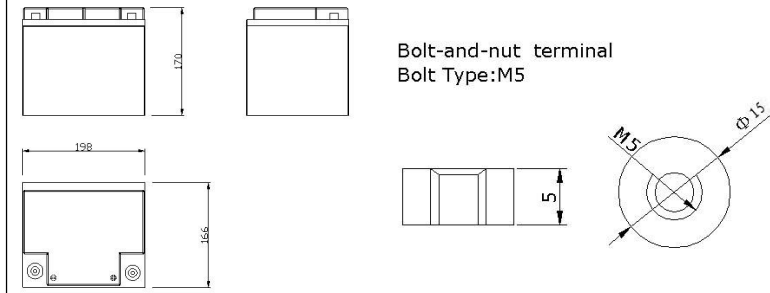


PHYSICAL SPECIFICATION

Nominal Voltage		12V
Nominal Capacity (10HR)		38Ah
Dimension	Length	198±2mm (7.80 inches)
	Width	166±2mm (6.54 inches)
	Container Height	170±2mm (6.69 inches)
	Total Height	170±2mm (6.69 inches)
Weight		Approx. 12.4Kg ±3% (27.34lbs)
Standard Terminal		Bolt-and-nut terminal Bolt Type: M5



Shimastu NP series AGM VRLA Batteries have been developed as general purpose batteries, they're valve-regulated lead acid batteries with high quality Absorbed Glass Mat (AGM) separators & high purity raw materials, featured by perfectly good performance and reliable standby service life.

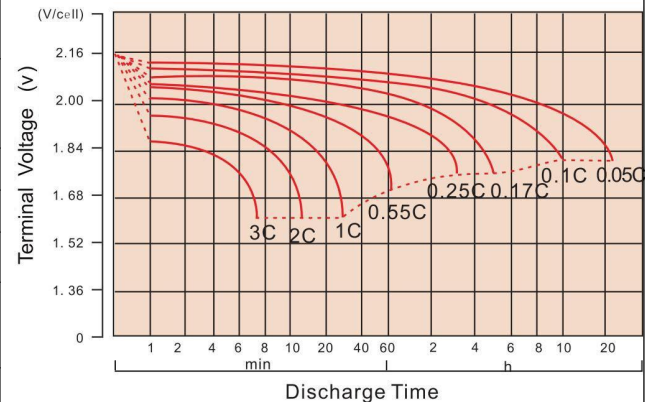
Features:

1. Non-spillable
2. Sealed and Maintenance-free Operation
3. High Quality and High Reliability
4. Less gassing, low Self-discharge
5. Low internal resistance
6. Long design life up to 10 years in float service at 25°C (77 °F)

ELECTRICAL SPECIFICATION

Characteristics		
Capacity	10 hour rate (3.8A)	38Ah
	5 hour rate (6.46A)	32.3Ah
	3 hour rate (9.5A)	28.5Ah
	1 hour rate (20.9A)	20.9Ah
Capacity affected by temperature	40°C (104 °F)	102%
	25°C (77 °F)	100%
	0°C (32 °F)	85%
Max Discharge Current	380A(5 Sec)	
Short Circuit Current	915A	
Internal Resistance	Full charged battery (25°C, 77 °F) 9.9mΩ	
Constant Voltage Charge	Cycle	Initial Charging Current less than 9.5A Voltage 14.1~14.4V at 25°C (77 °F) Temperature Coefficient -30mV/°C
	Standby	No limit on Initial Charging Current Voltage 13.5~13.8V at 25°C (77 °F) Temperature Coefficient -20mV/°C

Discharge curves @ 25°C (77 °F)



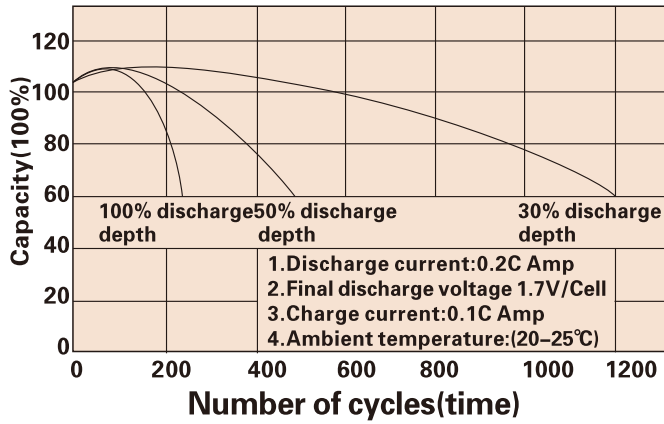
CONSTANT CURRENT DISCHARGE RATING A@25°C

F.V/TIME	5MIN	10MIN	15MIN	30MIN	1HR	3HR	5HR	10HR	20HR
1.60V	134.6	95.15	68.77	41.08	23.56	10.76	7.20	4.03	2.09
1.65V	125.2	89.91	65.75	39.50	22.67	10.42	7.00	3.97	2.07
1.70V	113.0	82.78	61.58	37.80	21.81	10.13	6.82	3.90	2.04
1.75V	101.2	75.76	57.32	36.00	20.90	9.82	6.64	3.85	2.02
1.80V	88.87	68.59	52.91	34.42	20.15	9.50	6.46	3.80	1.99

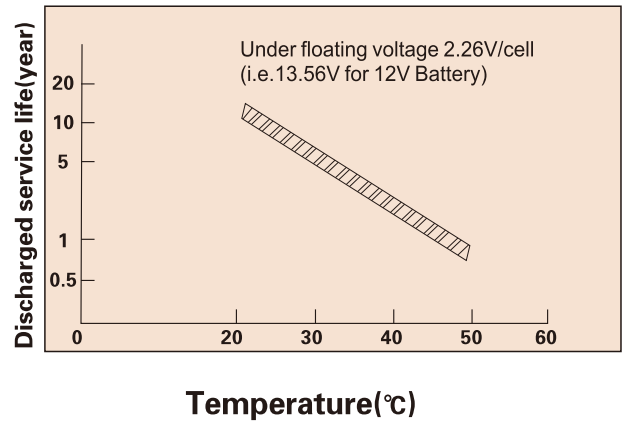
CONSTANT POWER DISCHARGE RATING WATT PER CELL@25°C

F.V/TIME	5MIN	10MIN	15MIN	30MIN	1HR	3HR	5HR	10HR	20HR
1.60V	223.2	161.7	120.2	74.63	44.30	20.51	13.89	7.93	4.09
1.65V	209.9	155.8	116.7	72.51	42.86	19.99	13.53	7.79	4.05
1.70V	193.7	146.1	110.9	70.09	41.47	19.51	13.22	7.67	4.01
1.75V	177.4	136.1	104.7	67.43	39.99	19.03	12.94	7.60	3.97
1.80V	159.1	125.3	98.02	65.12	38.75	18.44	12.63	7.48	3.95

Cycle service life



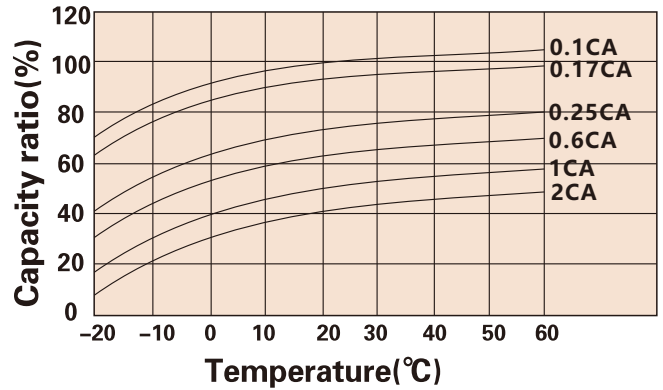
Trickle(or float) service life



Storage time(months)



Temperature and discharge capacity



Charging characteristic



Storage Temperature	Supplementary Charge Interval	Charge Method
≤20°C	Every 12 months	Less or 24 hours with a constant voltage of 2.3V/cell
20-30°C	Every 8 months	12-18 hours with a constant voltage of 2.45V/cell
≥30°C	Storage to be avoided	8-12 hours with a constant current of 0.05CA

APPLICATIONS

Standby Usage:

- UPS
- Emergency Lights
- Alarm Systems
- Telecommunication Systems

Cyclic Usage:

- Medical Equipments
- Electric Instruments
- Toys
- Camcorder and Solar Systems

Motive Usage:

- Golf Cars
- Wheelchairs
- Lawnmowers
- Motorcycle

(Note) All above information shall be changed without prior notice, Shimastu reserves the right to explain and update the latest information.