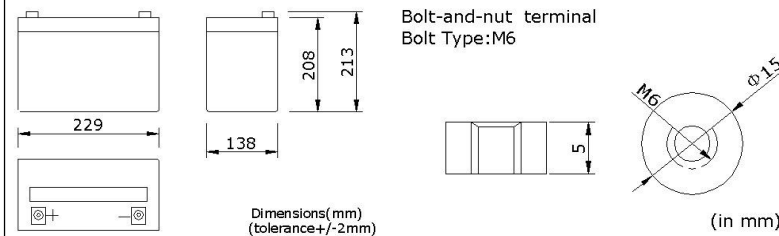


PHYSICAL SPECIFICATION

Nominal Voltage		12V
Nominal Capacity (10HR)		55Ah
Dimension	Length	229±2mm (9.02 inches)
	Width	138±2mm (5.43 inches)
	Container Height	208±2mm (8.19 inches)
	Total Height	213±2mm (8.39 inches)
Weight		Approx. 17 Kg±3% (37.48lbs)
Standard Terminal		Bolt-and-nut terminal Bolt Type: M6



Shimastu NP series AGM VRLA Batteries have been developed as general purpose batteries, they're valve-regulated lead acid batteries with high quality Absorbed Glass Mat (AGM) separators & high purity raw materials, featured by perfectly good performance and reliable standby service life.

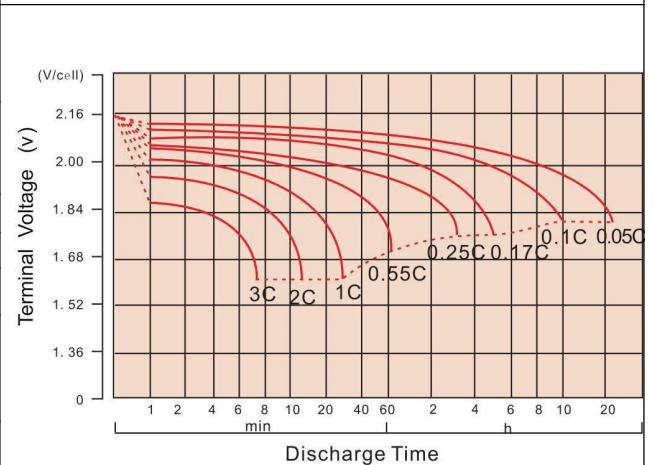
Features:

1. Non-spillable
2. Sealed and Maintenance-free Operation
3. High Quality and High Reliability
4. Less gassing, low Self-discharge
5. Low internal resistance
6. Long design life up to 10 years in float service at 25°C (77 °F)

ELECTRICAL SPECIFICATION

Characteristics		
Capacity	10 hour rate (5.5A)	55Ah
	5 hour rate (9.35A)	46.8Ah
	3 hour rate (13.8A)	41.4Ah
	1 hour rate (30.3A)	30.3Ah
Capacity affected by temperature	40°C (104 °F)	102%
	25°C (77 °F)	100%
	0°C (32 °F)	85%
Max Discharge Current	550A (5 Sec)	
Short Circuit Current	1160A	
Internal Resistance	Full charged battery (25°C, 77 °F) 6mΩ	
Constant Voltage Charge	Cycle	Initial Charging Current less than 13.7A Voltage 14.1~14.4V at 25°C (77 °F) Temperature Coefficient -30mV/°C
	Standby	No limit on Initial Charging Current Voltage 13.5~13.8V at 25°C (77 °F) Temperature Coefficient -20mV/°C

Discharge curves @ 25°C (77 °F)



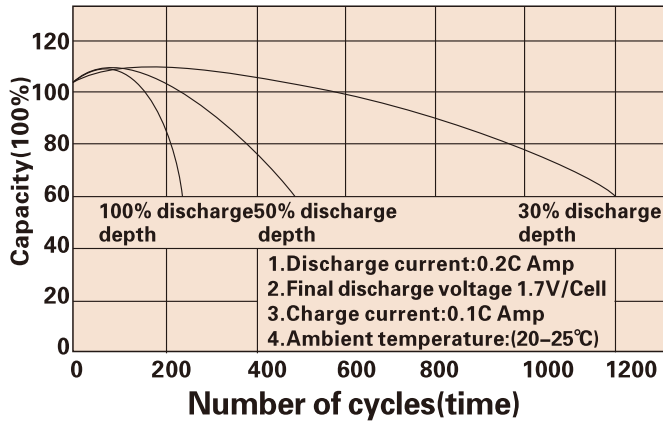
CONSTANT CURRENT DISCHARGE RATING A@25°C

F.V/TIME	5MIN	10MIN	15MIN	30MIN	1HR	3HR	5HR	10HR	20HR
1.60V	192.9	132.2	99.5	59.5	34.1	15.6	10.4	5.83	3.03
1.65V	179.4	124.9	95.2	57.2	32.8	15.1	10.1	5.75	3.00
1.70V	161.9	115.0	89.1	54.7	31.6	14.7	9.87	5.64	2.95
1.75V	145.0	105.3	83.0	52.1	30.3	14.2	9.62	5.57	2.92
1.80V	127.3	95.3	76.6	49.8	29.2	13.8	9.35	5.50	2.88

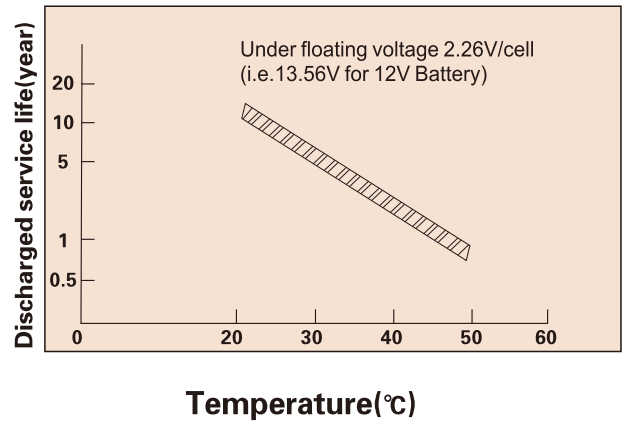
CONSTANT POWER DISCHARGE RATING WATT PER CELL@25°C

F.V/TIME	5MIN	10MIN	15MIN	30MIN	1HR	3HR	5HR	10HR	20HR
1.60V	319.8	224.7	174.0	108.0	64.1	29.7	20.1	11.5	5.92
1.65V	300.8	216.4	168.9	104.9	62.0	28.9	19.6	11.3	5.87
1.70V	277.6	203.0	160.5	101.4	60.0	28.2	19.1	11.1	5.81
1.75V	254.2	189.1	151.5	97.6	57.9	27.5	18.7	11.0	5.74
1.80V	228.0	174.1	141.9	94.3	56.1	26.7	18.3	10.8	5.72

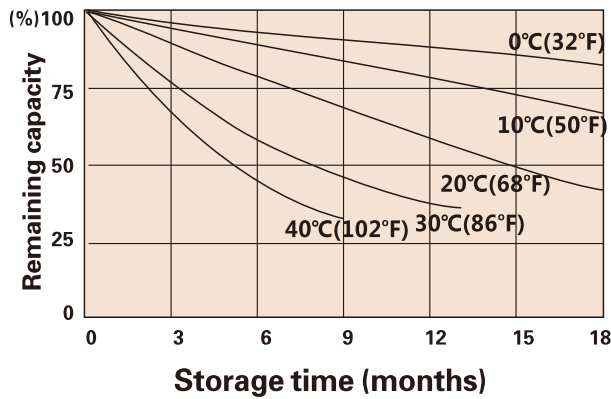
Cycle service life



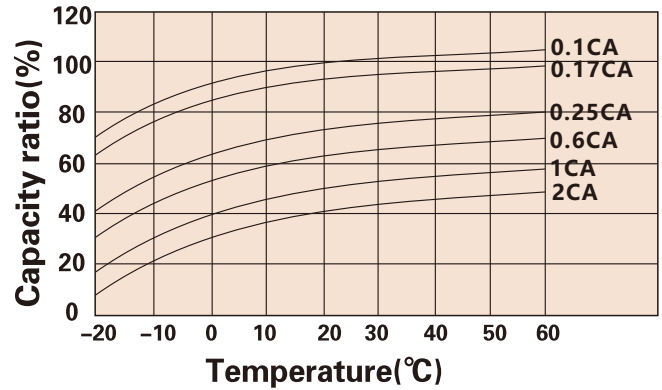
Trickle(or float) service life



Storage time(months)



Temperature and discharge capacity



Charging characteristic



Storage Temperature	Supplementary Charge Interval	Charge Method
≤20°C	Every 12 months	Less or 24 hours with a constant voltage of 2.3V/cell
20-30°C	Every 8 months	12-18 hours with a constant voltage of 2.45V/cell
≥30°C	Storage to be avoided	8-12 hours with a constant current of 0.05CA

APPLICATIONS

Standby Usage:

- UPS
- Emergency Lights
- Alarm Systems
- Telecommunication Systems

Cyclic Usage:

- Medical Equipments
- Electric Instruments
- Toys
- Camcorder and Solar Systems

Motive Usage:

- Golf Cars
- Wheelchairs
- Lawnmowers
- Motorcycle

(Note) All above information shall be changed without prior notice, Shimastu reserves the right to explain and update the latest information.