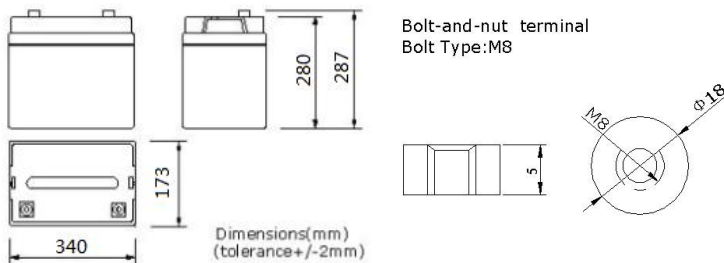


## PHYSICAL SPECIFICATION

Nominal Voltage		12V
Nominal Capacity (10HR)		134Ah
Dimension	Length	340±2mm (13.39 inches)
	Width	173±2mm (6.81 inches)
	Container Height	280±2mm (11.02 inches)
	Total Height	287±2mm (11.30 inches)
Weight		Approx. 45Kg ±3% (99.18lbs)
Standard Terminal		Bolt & nuts terminal Bolt Type:M8



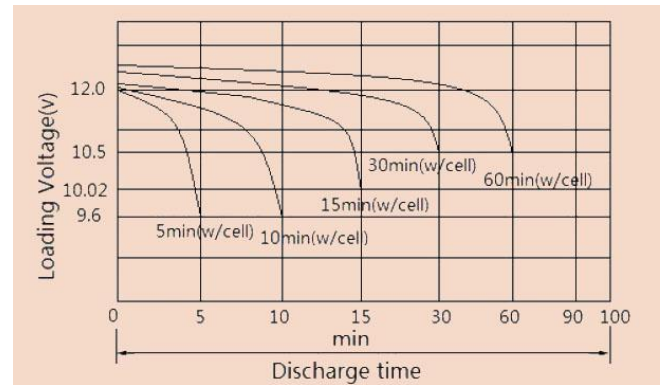
Shimastu NPH series High-Rate Discharge Batteries are suitable for high-power discharge by using strong grids and specially designed active material, it offers 20% more power output than the standard range, suitable for UPS/EPS, data centers where high current loads are required.

**Features:**

1. Extremely low self-discharge by using high pure material, allowing for a long rest period
2. High quality Adsorbed glass fiber separators, with a gas recombination efficiency of 99%, no need for replenishment with water
3. Long design life up to 10 years in float service at 25°C
4. PbCaSn alloy for plate grids, suitable for high-power discharge

## ELECTRICAL SPECIFICATION

Characteristics		Discharge curves @ 25°C (77 °F)
Capacity	15 min wattage @1.67vpc 10 hour rate(13.4A,10.8V) 20 hour rate(7.1A,10.8V)	500W/cell 134Ah 142Ah
Capacity affected by temperature	40°C (104 °F) 25°C (77 °F) 0°C (32 °F)	102% 100% 85%
Max Discharge Current	1450A(5 Sec)	
Short Circuit Current	2800A	
Internal Resistance	Full charged battery (25°C,77 °F) 4.5mΩ	
Constant Voltage Charge	Cycle	Initial Charging Current less than 33.5A Voltage 14.1~14.4V at 25°C (77 °F ) Temperature Coefficient -30mV/°C
	Standby	No limit on Initial Charging Current Voltage 13.5~13.8V at 25°C (77 °F ) Temperature Coefficient -20mV/°C



### CONSTANT CURRENT DISCHARGE RATING A@25°C

F.V/TIME	3MIN	5MIN	10MIN	15MIN	20MIN	25MIN	30MIN	45MIN	60MIN
1.60V	521.0	441.9	348.7	276.6	238.5	207.4	179.4	121.2	96.8
1.67V	499.0	428.9	428.9	258.5	226.5	195.4	171.3	116.2	90.5
1.70V	487.0	412.8	412.8	251.5	214.4	184.4	161.3	110.2	88.4
1.75V	469.9	401.8	401.8	239.5	202.4	176.4	154.3	108.2	85.3
1.80V	456.9	387.8	387.8	229.5	195.4	171.3	149.3	105.2	82.1

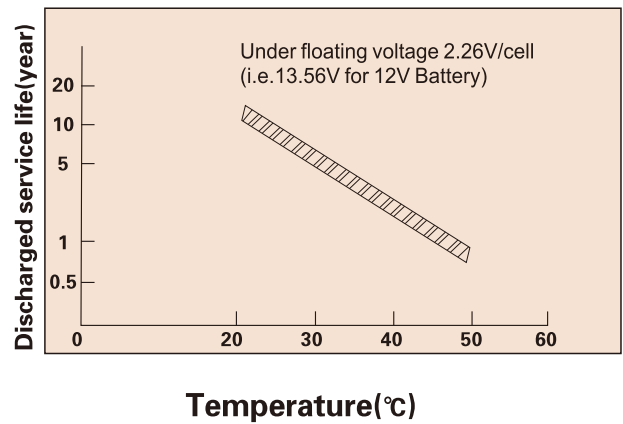
### CONSTANT POWER DISCHARGE RATING WATT PER CELL@25°C

F.V/TIME	3MIN	5MIN	10MIN	15MIN	20MIN	25MIN	30MIN	45MIN	60MIN
1.60V	1058.1	835.7	631.3	504.0	424.8	371.7	331.7	246.5	189.4
1.67V	1036.1	813.6	608.2	500.0	417.8	361.7	321.6	238.5	186.4
1.70V	1014.0	784.6	569.1	455.9	391.8	347.7	311.6	231.5	182.4
1.75V	974.9	760.5	529.1	438.9	381.8	334.7	297.6	224.4	177.4
1.80V	945.9	727.5	522.0	421.8	368.7	321.6	287.6	216.4	173.3

### Cycle service life



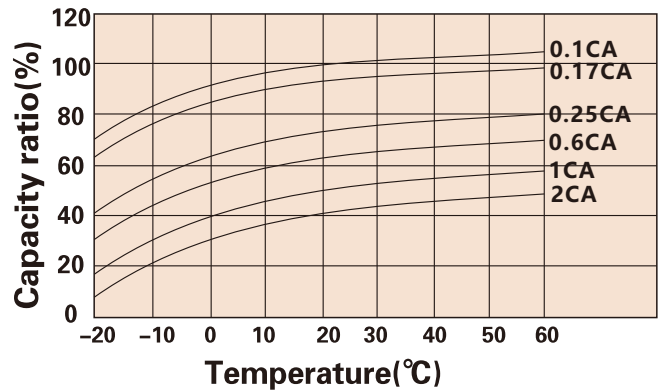
### Trickle(or float) service life



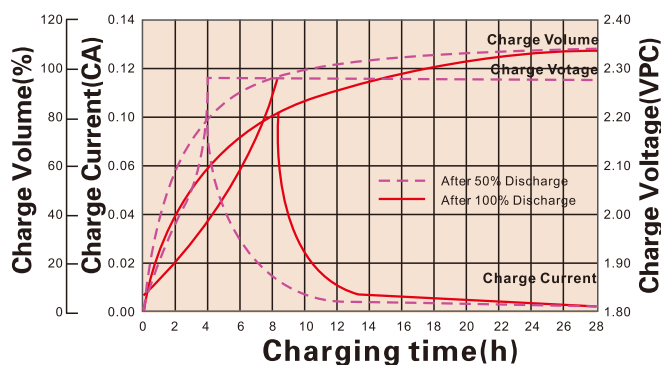
### Storage time(months)



### Temperature and discharge capacity



### Charging characteristic



Storage Temperature	Supplementary Charge Interval	Charge Method
≤20°C	Every 12 months	Less or 24 hours with a constant voltage of 2.3V/cell
20-30°C	Every 8 months	12-18 hours with a constant voltage of 2.45V/cell
≥30°C	Storage to be avoided	8-12 hours with a constant current of 0.05CA

## APPLICATIONS

#### Standby Usage:

- UPS
- Emergency Lights
- Alarm Systems
- Telecommunication Systems

#### Cyclic Usage:

- Medical Equipments
- Electric Instruments
- Toys
- Camcorder and Solar Systems

#### Motive Usage:

- Golf Cars
- Wheelchairs
- Lawnmowers
- Motorcycle

(Note) All above information shall be changed without prior notice, Shimastu reserves the right to explain and update the latest information.